



The
Winchester
Tile
Collection



ORIGINALSTYLE

Tiles to Inspire



Papyrus 300mm bricks IM-0012796 (see page 46) with Clover Ogee mouldings IM-0023855 (see page 28)

Welcome

Made up of several smaller ranges, The Winchester Tile Collection offers wall tiles in a variety of formats and mouldings, all with unique undulating glazes that add depth and character to a space.



rustic bricks in a range of muted colours 'Origin' 8-11




contemporary bricks in natural colours 'Panorama' 12-19



lustre glazed tiles & mouldings 'Metropolitan' 20-32



crackle glazed tiles & mouldings 'Arcadian' 34-43



rich gloss tiles & mouldings 'Cosmopolitan' 44-61



patterns & illustrations on Cosmopolitan base tiles 62-87



elegant designs in heritage colours 'Artisan' 88-99



pretty repeat patterns on Artisan base tiles 100-107



traditional tiles and mouldings 'Classic' 108-119



traditional decorated designs on Classic base tiles 1120-129



important information 130-135

The art of beautiful tiles

As England's leading producer of hand crafted tiles, we continue to design and produce our tiles in Devon's historic city of Exeter.

Our team of experienced and highly skilled artists, designers and crafts people create tile patterns and glazes that you'll adore for years to come.





The alchemy of tile making

It all starts with 'bisques', blank canvases of moulded clay. It's what happens next that dictates the end result: firing temperatures and frequency; different glazes and how they react to heat and to each other; hand painting, screen printing and finishing – this is tile making at its finest.



Origin

— *modern rustic* —

A collection of chunky, rustic brick tiles that feature muted, milky glazes over a dark base. The bisque interacts with the smooth glaze to create beautiful variations in texture and tone.




Origin

240 x 60 x 12mm (2 3/8" x 9 7/16" x 1/2")

Change the look by trying a different tile layout or add contrast with a dark grout

Sand Smooth ◉



IM-0000434

Shell Smooth ◉



IM-0007000

Cloud Smooth ◉




IM-0020126

Frost Smooth ◉



IM-0018349

Blush Smooth ◉ (shown opposite with white grout)



IM-0023801

◉ Suitable for use in wet areas



Blush Smooth



Panorama

– a striking finish –

A rainbow of hues from subtle neutrals to daring blues, with uneven surfaces and a stunning depth and variation of colour. These tiles have a soft glaze which allows for the feel of the bisque to come through each layer, resulting in an artisanal speckled look.

Panorama

240 x 60 x 12mm (2 3/8" x 9 7/16" x 1/2")

Dale



IM-0006045

Cliff



IM-0011768

Stream



IM-0013893

Rockpool




IM-0001857

Reef




IM-0007077

Cove shown opposite





IM-0017189


Why not try a diagonal or herringbone pattern for a dynamic look



Cove

 Suitable for use in wet areas with care. See page 132

 For dry areas only. See page 132

 Cracked or may crackle/craze. See page 132

Panorama

240 x 60 x 12mm (2 3/8" x 9 7/16" x 1/2")

Pasture 



IM-0008795

Meadow 




IM-0003478

Tundra 




IM-0005440

Shore  shown opposite



IM-0012400

Accentuate tile layouts with a darker grout



Shore

Panorama

240 x 60 x 12mm (2 3/8" x 9 7/16" x 1/2")


Vertical brickbond patterns add a sense of height

Quarry



IM-0007536

Moor



IM-0013947

Spring



IM-0009221

Tor shown opposite



IM-0009128



Tor

Metropolitan

– rustic lustre –

Tiles and their mouldings in a unique lustrous finish, which glistens with a pearl-like sheen. Choose from a variety of pastel tones or try teaming two shades together to create a delicate yet striking two-tone effect.

200mm Brick

200 x 100mm (4" x 8")
A contemporary brick format that looks great in larger areas



Ogee Moulding

200 x 30mm (1 3/16" x 8")
Ideal to accompany the 200mm Brick



Field Tile

130 x 130mm (5 1/8" x 5 1/8")
The classic square tile



Torus Moulding

130 x 43mm (1 1/16" x 5 1/8")
Perfectly proportioned to match the Field Tile



Metropolitan

Chalk



Torus Moulding IM-0002898
130 x 43mm / 1¹/₈" x 5¹/₈"



Field Tile IM-0021122
130 x 130mm / 5¹/₈" x 5¹/₈"




Ogee Moulding IM-0023849
200 x 30mm / 1¹/₈" x 8"



200mm Brick IM-0023839
200 x 100mm / 4" x 8"

Hibiscus shown opposite



Torus Moulding IM-0020729
130 x 43mm / 1¹/₈" x 5¹/₈"



Field Tile IM-0003198
130 x 130mm / 5¹/₈" x 5¹/₈"




Ogee Moulding IM-0023850
200 x 30mm / 1¹/₈" x 8"



200mm Brick IM-0023840
200 x 100mm / 4" x 8"



Hibiscus

 Suitable for use in wet areas

Metropolitan

Thatch ◉ (shown opposite on upper wall)



Torus Moulding IM-0003253
130 x 43mm / 1 1/16" x 5 1/8"



Field Tile IM-0009526
130 x 130mm / 5 1/8" x 5 1/8"

Damask ◉



Torus Moulding IM-0003815
130 x 43mm / 1 1/16" x 5 1/8"



Field Tile IM-0010092
130 x 130mm / 5 1/8" x 5 1/8"



Ogee Moulding IM-0023853
200 x 30mm / 1 3/16" x 8"



200mm Brick IM-0023843
200 x 100mm / 4" x 8"

Hessian ◉ (shown opposite on lower wall)




Torus Moulding IM-0022933
130 x 43mm / 1 1/16" x 5 1/8"



Field Tile IM-0021334
130 x 130mm / 5 1/8" x 5 1/8"

◉ Suitable for use in wet areas



Thatch and Hessian

Metropolitan

Enhance plain tiles with a matching moulding

Hemp shown opposite



Torus Moulding IM-0014291
130 x 43mm / 1¹/₈" x 5¹/₈"



Field Tile IM-0006748
130 x 130mm / 5¹/₈" x 5¹/₈"



Ogee Moulding IM-0023852
200 x 30mm / 1³/₈" x 8"



200mm Brick IM-0023842
200 x 100mm / 4" x 8"

Mimosa



Torus Moulding IM-0008766
130 x 43mm / 1¹/₈" x 5¹/₈"



Field Tile IM-0006832
130 x 130mm / 5¹/₈" x 5¹/₈"



Hemp

Metropolitan

Anemone



Torus Moulding IM-0013841
130 x 43mm / 1 1/16" x 5 1/8"



Field Tile IM-0019467
130 x 130mm / 5 1/8" x 5 1/8"



Ogee Moulding IM-0023854
200 x 30mm / 1 3/16" x 8"



200mm Brick IM-0023844
200 x 100mm / 4" x 8"

Clover

shown opposite with white grout



Torus Moulding IM-0014261
130 x 43mm / 1 1/16" x 5 1/8"



Field Tile IM-0008814
130 x 130mm / 5 1/8" x 5 1/8"




Ogee Moulding IM-0023855
200 x 30mm / 1 3/16" x 8"



200mm Brick IM-0023845
200 x 100mm / 4" x 8"

Contrast pale colours with a dark grout for added drama

Blossom




Torus Moulding IM-0017384
130 x 43mm / 1 1/16" x 5 1/8"



Field Tile IM-0020146
130 x 130mm / 5 1/8" x 5 1/8"

Suitable for use in wet areas



Clover

Metropolitan

Heather ◉ shown opposite



Torus Moulding IM-0007827
130 x 43mm / 1 1/16" x 5 1/8"



Field Tile IM-0018383
130 x 130mm / 5 1/8" x 5 1/8"



Ogee Moulding IM-0023851
200 x 30mm / 1 1/16" x 8"



200mm Brick IM-0023841
200 x 100mm / 4" x 8"

Heath ◉



Torus Moulding IM-0021862
130 x 43mm / 5 1/8" x 5 1/8"



Field Tile IM-0005595
130 x 130mm / 5 1/8" x 5 1/8"

Pansy ◉



Torus Moulding IM-0007401
130 x 43mm / 1 1/16" x 5 1/8"



Field Tile IM-0012545
130 x 130mm / 5 1/8" x 5 1/8"

◉ Suitable for use in wet areas



Heather

Metropolitan

Lupin



Torus Moulding IM-0008856
130 x 43mm / 5 1/8" x 5 1/8"



Field Tile IM-0020710
130 x 130mm / 5 1/8" x 5 1/8"



Ogee Moulding IM-0023857
200 x 30mm / 1 3/4" x 8"



200mm Brick IM-0023847
200 x 100mm / 4" x 8"

Cornflower



Torus Moulding IM-0014937
130 x 43mm / 1 1/4" x 5 1/8"



Field Tile IM-0005129
130 x 130mm / 5 1/8" x 5 1/8"



Ogee Moulding IM-0023856
200 x 30mm / 1 3/4" x 8"



200mm Brick IM-0023846
200 x 100mm / 4" x 8"

Lazul

shown opposite



Torus Moulding IM-0005368
130 x 43mm / 1 1/4" x 5 1/8"



Field Tile IM-0000884
130 x 130mm / 5 1/8" x 5 1/8"



Ogee Moulding IM-0023858
200 x 30mm / 1 3/4" x 8"



200mm Brick IM-0023848
200 x 100mm / 4" x 8"

Suitable for use in wet areas



Lazul with York pattern (in White) from the Victorian Floor Tiles range

300mm Brick

300 x 75mm (3" x 12")
A contemporary take on the ever popular brick shape, our favourite format for a striking herringbone pattern

Ogee Moulding

200 x 30mm
(1 3/16" x 8")

Mouldings:

Ogee A slim and elegant moulding that can be used with any of the tiles in this range, but is particularly suited to the longer brick formats

Torus Ideally proportioned to accompany Field tiles and Half tiles.

Torus Moulding

130 x 43mm
(1 1/16" x 5 1/8")

Half Tile

130 x 63mm (2 1/2" x 5 1/8")

Arcadian

– rustic crackle –

Muted chalky colours in delicately textured, randomly crackled glazes. Perfect for creating a softly aged look in sumptuous tones.

200mm Brick


200 x 100mm (4" x 8")
This larger brick is classic in shape but offers a contemporary larger format

Field Tile


130 x 130mm (5 1/8" x 5 1/8")

Arcadian

Porcelain





Dune shown opposite



Lace



 Suitable for use in wet areas with care. See page 132

 Cracked or may crackle/craze. See page 132



Dune

Arcadian

Linen



Torus Moulding IM-0020845
130 x 43mm / 1 1/16" x 5 1/8"



Field Tile IM-0010895
130 x 130mm / 5 1/8" x 5 1/8"



Glaze detail

Birch shown opposite



Torus Moulding IM-0012808
130 x 43mm / 1 1/16" x 5 1/8"



Half Tile IM-0015051
130 x 63mm / 2 1/2" x 5 1/8"



Field Tile IM-0009800
130 x 130mm / 5 1/8" x 5 1/8"



Ogee Moulding IM-0008626
200 x 30mm / 1 3/16" x 8"



200mm Brick IM-0006865
200 x 100mm / 4" x 8"



300mm Brick IM-0019213
300 x 75mm / 3" x 12"



Glaze detail

Mink




Torus Moulding IM-0009612
130 x 43mm / 1 1/16" x 5 1/8"



Field Tile IM-0014594
130 x 130mm / 5 1/8" x 5 1/8"



Glaze detail




Birch

 Suitable for use in wet areas with care. See page 132

 Crackled or may crackle/craze. See page 132

Arcadian


Tern




Danube




Rotate alternate pairs of half tiles to get this look



Teal shown opposite



 Suitable for use in wet areas with care. See page 132

 Cracked or may crackle/craze. See page 132



Teal

Arcadian

Moselle shown opposite



Torus Moulding IM-0000095
130 x 43mm / 1 1/8" x 5/8"



Half Tile IM-0020078
130 x 63mm / 2 1/2" x 5/8"



Field Tile IM-0012433
130 x 130mm / 5/8" x 5/8"



Ogee Moulding IM-0005080
200 x 30mm / 1 1/4" x 8"



200mm Brick IM-0006976
200 x 100mm / 4" x 8"



300mm Brick IM-0022486
300 x 75mm / 3" x 12"

Estuary



Torus Moulding IM-0018231
130 x 43mm / 1 1/8" x 5/8"



Half Tile IM-0023828
130 x 63mm / 2 1/2" x 5/8"



Field Tile IM-0001475
130 x 130mm / 5/8" x 5/8"



Ogee Moulding IM-0023837
200 x 30mm / 1 1/4" x 8"



200mm Brick IM-0023831
200 x 100mm / 4" x 8"



300mm Brick IM-0023834
300 x 75mm / 3" x 12"


Sedge




Torus Moulding IM-0007272
130 x 43mm / 1 1/8" x 5/8"



Field Tile IM-0000005
130 x 130mm / 5/8" x 5/8"

 Suitable for use in wet areas with care. See page 132

 Cracked or may crackle/craze. See page 132



Moselle with Porcelain Ogee mouldings IM-0013928 (see page 36)

Cosmopolitan

— rustic gloss —

A collection of beautifully crafted, high gloss tiles in a variety of shapes and sizes. Cosmopolitan tiles have a rustic clay base that helps to create their signature undulating surfaces and uneven edges for a wonderfully artisanal yet chic look.

200mm Brick

200 x 100mm (4" x 8")
This contemporary, larger brick format that is ideal for use in larger spaces

Field Tile

130 x 130mm (5 1/8" x 5 1/8")

Half Tile

130 x 63mm (2 1/2" x 5 1/8")

Torus Moulding

130 x 43mm
(1 1/16" x 5 1/8")
Perfectly sized to match Field and Half tiles

300mm Brick

300 x 75mm (3" x 12")
A contemporary take on the ever popular brick shape, looks great brick-bonded or in a herringbone pattern

Ogee Moulding

200 x 30mm (1 3/16" x 8")
A slim, elegant moulding that looks great with the longer brick formats

Cosmopolitan

China White



Torus Moulding IM-0017882
130 x 43mm / 1 1/8" x 5 1/8"

Half Tile IM-0000789
130 x 63mm / 2 1/2" x 5 1/8"

Field Tile IM-0018354
130 x 130mm / 5 1/8" x 5 1/8"

Ogee Moulding IM-0012477
200 x 30mm / 1 3/8" x 8"

200mm Brick IM-0001880
200 x 100mm / 4" x 8"

300mm Brick IM-0007870
300 x 75mm / 3" x 12"

Papyrus

shown opposite



Torus Moulding IM-0020971
130 x 43mm / 1 1/8" x 5 1/8"

Half Tile IM-0009062
130 x 63mm / 2 1/2" x 5 1/8"

Field Tile IM-0021086
130 x 130mm / 5 1/8" x 5 1/8"

Ogee Moulding IM-0011271
200 x 30mm / 1 3/8" x 8"

200mm Brick IM-0017948
200 x 100mm / 4" x 8"

300mm Brick IM-0012796
300 x 75mm / 3" x 12"



Decorated tiles
Patterned tiles on Papyrus - see pages 72 & 78

Palomino



Torus Moulding IM-0018885
130 x 43mm / 1 1/8" x 5 1/8"

Half Tile IM-0017818
130 x 63mm / 2 1/2" x 5 1/8"

Field Tile IM-0003447
130 x 130mm / 5 1/8" x 5 1/8"

Ogee Moulding IM-0008942
200 x 30mm / 1 3/8" x 8"

200mm Brick IM-0009456
200 x 100mm / 4" x 8"

300mm Brick IM-0018042
300 x 75mm / 3" x 12"



Patterned tile
See Ormeaux on Palomino on page 78

Suitable for use in wet areas



Papyrus

Cosmopolitan

Pumice



Torus Moulding IM-0010698
130 x 43mm / 1 1/8" x 5 1/8"



Half Tile IM-0004954
130 x 63mm / 2 1/2" x 5 1/8"



Field Tile IM-0013797
130 x 130mm / 5 1/8" x 5 1/8"



Ogee Moulding IM-0019874
200 x 30mm / 1 3/8" x 8"



200mm Brick IM-0007382
200 x 100mm / 4" x 8"



300mm Brick IM-0022322
300 x 75mm / 3" x 12"



See the Manoir pattern range
printed on Pumice
on page 72

Mere



Torus Moulding IM-0010719
130 x 43mm / 1 1/8" x 5 1/8"



Half Tile IM-0019426
130 x 63mm / 2 1/2" x 5 1/8"



Field Tile IM-0019171
130 x 130mm / 5 1/8" x 5 1/8"



Ogee Moulding IM-0023004
200 x 30mm / 1 3/8" x 8"



200mm Brick IM-0012402
200 x 100mm / 4" x 8"




300mm Brick IM-0022989
300 x 75mm / 3" x 12"



See the new coordinating
patterned tiles
on page 67

Mint



Torus Moulding IM-0004598
130 x 43mm / 1 1/8" x 5 1/8"



Half Tile IM-0006877
130 x 63mm / 2 1/2" x 5 1/8"



Field Tile IM-0012534
130 x 130mm / 5 1/8" x 5 1/8"



Ogee Moulding IM-0005131
200 x 30mm / 1 3/8" x 8"



200mm Brick IM-0009302
200 x 100mm / 4" x 8"



300mm Brick IM-0018749
300 x 75mm / 3" x 12"



See patterned tiles printed on a
Mint base on pages
70 and 78



○ Suitable for use in wet areas

△ Suitable for use in wet areas with care. See page 132

✱ Cracked or may crackle/craze. See page 132

Cosmopolitan

Experiment with pattern layouts for different effects

Flint



Torus Moulding IM-0017622
130 x 43mm / 1 1/8" x 5/8"



Half Tile IM-0010055
130 x 63mm / 2 1/2" x 5 1/8"



Field Tile IM-0016133
130 x 130mm / 5 1/8" x 5 1/8"



Ogee Moulding IM-0023819
200 x 30mm / 1 3/8" x 8"



200mm Brick IM-0023803
200 x 100mm / 4" x 8"



300mm Brick IM-0023811
300 x 75mm / 3" x 12"

Thebes



Torus Moulding IM-0012549
130 x 43mm / 1 1/8" x 5/8"



Half Tile IM-0018931
130 x 63mm / 2 1/2" x 5 1/8"



Field Tile IM-0004492
130 x 130mm / 5 1/8" x 5 1/8"



Ogee Moulding IM-0023820
200 x 30mm / 1 3/8" x 8"



200mm Brick IM-0023804
200 x 100mm / 4" x 8"



300mm Brick IM-0023812
300 x 75mm / 3" x 12"



See Ormeaux on Thebes
on page 78

Truffle shown opposite




Torus Moulding IM-0020950
130 x 43mm / 1 1/8" x 5/8"



Field Tile IM-0016726
130 x 130mm / 5 1/8" x 5 1/8"



See the Chateaux pattern
collection printed on
Truffle on page 76

 Suitable for use in wet areas

 Suitable for use in wet areas with care. See page 132

 May crackle/craze. See page 132



Flint with Greenway Teal IM-0025921 from Odyssey

Cosmopolitan

Straw shown opposite



Torus Moulding IM-0022209
130 x 43mm / 1 1/8" x 5 1/8"



Half Tile IM-0005895
130 x 63mm / 2 1/2" x 5 1/8"



Field Tile IM-0007145
130 x 130mm / 5 1/8" x 5 1/8"



Ogee Moulding IM-0023821
200 x 30mm / 1 3/8" x 8"



200mm Brick IM-0023805
200 x 100mm / 4" x 8"



300mm Brick IM-0023813
300 x 75mm / 3" x 12"

Chestnut



Torus Moulding IM-0003647
130 x 43mm / 1 1/8" x 5 1/8"



Field Tile IM-0023335
130 x 130mm / 5 1/8" x 5 1/8"



Chestnut



Patterned tile

See Ormeaux on Chestnut on page 78

Sloe



Torus Moulding IM-0001661
130 x 43mm / 1 1/8" x 5 1/8"



Field Tile IM-0000532
130 x 130mm / 5 1/8" x 5 1/8"



Sloe





Patterned tile

See Ormeaux on Sloe on page 79



Straw

 Suitable for use in wet areas

 Suitable for use in wet areas with care. See page 132

 May crackle/craze. See page 132

Cosmopolitan

Tourmaline ✨



Torus Moulding IM-0013884
130 x 43mm / 1 1/8" x 5/8"



Half Tile IM-0013007
130 x 63mm / 2 1/2" x 5/8"



Field Tile IM-0015463
130 x 130mm / 5 1/8" x 5 1/8"



Ogee Moulding IM-0023826
200 x 30mm / 1 3/8" x 8"




200mm Brick IM-0023810
200 x 100mm / 4" x 8"



300mm Brick IM-0023818
300 x 75mm / 3" x 12"

Lagoon ✨ shown opposite



Torus Moulding IM-0015542
130 x 43mm / 1 1/8" x 5/8"



Half Tile IM-0007356
130 x 63mm / 2 1/2" x 5/8"



Field Tile IM-0013569
130 x 130mm / 5 1/8" x 5 1/8"



Ogee Moulding IM-0017002
200 x 30mm / 1 3/8" x 8"



200mm Brick IM-0007737
200 x 100mm / 4" x 8"



300mm Brick IM-0012029
300 x 75mm / 3" x 12"



See Ormeaux on Lagoon
on page 79

Bastille ✨



Torus Moulding IM-0012235
130 x 43mm / 1 1/8" x 5/8"



Half Tile IM-0020426
130 x 63mm / 2 1/2" x 5/8"



Field Tile IM-0001851
130 x 130mm / 5 1/8" x 5 1/8"



Ogee Moulding IM-0023825
200 x 30mm / 1 3/8" x 8"



200mm Brick IM-0023809
200 x 100mm / 4" x 8"



300mm Brick IM-0022056
300 x 75mm / 3" x 12"



See Ormeaux on Bastille
on page 79



Lagoon with Braemar pattern (in Chester Mews and Revival Grey) from the Victorian Floor Tiles range

✨ For dry areas only. See page 132

⚠ May crackle/craze. See page 132

Cosmopolitan


Agapanthus



Torus Moulding IM-0015999
130 x 43mm / 1 1/4" x 5 1/8"



Half Tile IM-0017631
130 x 63mm / 2 1/2" x 5 1/8"



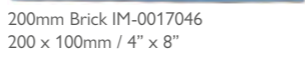
Field Tile IM-0021435
130 x 130mm / 5 1/8" x 5 1/8"



Ogee Moulding IM-0021454
200 x 30mm / 1 3/8" x 8"



200mm Brick IM-0017046
200 x 100mm / 4" x 8"



300mm Brick IM-0020751
300 x 75mm / 3" x 12"

Amun



Torus Moulding IM-0018901
130 x 43mm / 1 1/4" x 5 1/8"



Half Tile IM-0005849
130 x 63mm / 2 1/2" x 5 1/8"



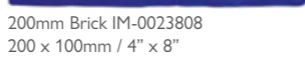
Field Tile IM-0010337
130 x 130mm / 5 1/8" x 5 1/8"



Ogee Moulding IM-0023824
200 x 30mm / 1 3/8" x 8"



200mm Brick IM-0023808
200 x 100mm / 4" x 8"



300mm Brick IM-0023816
300 x 75mm / 3" x 12"



See the Chateaux Ormeaux pattern on Amun on page 79

Lapis Blue shown opposite



Torus Moulding IM-0010016
130 x 43mm / 1 1/4" x 5 1/8"



Half Tile IM-0021697
130 x 63mm / 2 1/2" x 5 1/8"



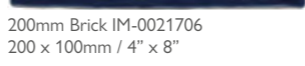
Field Tile IM-0002452
130 x 130mm / 5 1/8" x 5 1/8"



Ogee Moulding IM-0014610
200 x 30mm / 1 3/8" x 8"




200mm Brick IM-0021706
200 x 100mm / 4" x 8"




300mm Brick IM-0006173
300 x 75mm / 3" x 12"



Lapis Blue

 Suitable for use in wet areas

 Suitable for use in wet areas with care. See page 132

 May crackle/craze. See page 132

Cosmopolitan

Counterbalance rich colours with a white or cream option as shown opposite

Marsh shown opposite



See the new coordinating patterned tiles on page 65

Glen




See the Chateaux Ormeaux pattern on Glen on page 79

Blackberry



See the Chateaux Ormeaux pattern on Blackberry on page 79

 Suitable for use in wet areas




Marsh with China White Half tiles IM-0000789, Torus mouldings IM-0017882 and Field tiles IM-0018354 (see page 46)

Cosmopolitan

Tayberry shown opposite



Torus Moulding IM-0022446
130 x 43mm / 1 1/4" x 5 1/8"



Half Tile IM-0012881
130 x 63mm / 2 1/2" x 5 1/8"



Field Tile IM-0019061
130 x 130mm / 5 1/8" x 5 1/8"



Ogee Moulding IM-0023822
200 x 30mm / 1 3/8" x 8"



200mm Brick IM-0023806
200 x 100mm / 4" x 8"



300mm Brick IM-0023814
300 x 75mm / 3" x 12"



See Manoir patterns on
Tayberry (page 70)
and the new Montagne Tayberry
design on page 64.

Musk



Torus Moulding IM-0010772
130 x 43mm / 1 1/4" x 5 1/8"



Half Tile IM-0003890
130 x 63mm / 2 1/2" x 5 1/8"



Field Tile IM-0010839
130 x 130mm / 5 1/8" x 5 1/8"



Ogee Moulding IM-0023823
200 x 30mm / 1 3/8" x 8"



200mm Brick IM-0023807
200 x 100mm / 4" x 8"



300mm Brick IM-0023815
300 x 75mm / 3" x 12"

Rioja




Torus Moulding IM-0015660
130 x 43mm / 5/8" x 5 1/8"



Half Tile IM-0019067
130 x 63mm / 2 1/2" x 5 1/8"



Field Tile IM-0018474
130 x 130mm / 5 1/8" x 5 1/8"



Ogee Moulding IM-0002117
200 x 30mm / 1 3/8" x 8"



200mm Brick IM-0015731
200 x 100mm / 4" x 8"



300mm Brick IM-0006014
300 x 75mm / 3" x 12"




See the Chateaux Ormeaux
pattern on Rioja
on page 79



Tayberry with Manoir Deco Tayberry IM-0023666 (see page 70)

 Suitable for use in wet areas

 Suitable for use in wet areas with care. See page 132

 May crackle/craze. See page 132

Cosmopolitan Decoratives

— patterns and prints —

An array of decorated and patterned tiles, from bold motifs to delicate details, there's a style for every taste. These tiles look beautiful when used across an expanse of space or singularly as a drop-in feature when teamed with their coordinating bases from the Cosmopolitan collection.

Chateaux

130 x 130mm (5 1/8" x 5 1/8")
Rich patterns in vivid colours,
inspired by rugs and pottery
from around the globe

Botanique NEW

130 x 130mm (5 1/8" x 5 1/8")
Pretty decorative tiles with
4 levels detail, so you can have
as much or as little
pattern as you like

Illustrated Designs

130 x 130mm (5 1/8" x 5 1/8")
Drawn and painted motifs in a
range of subjects, all on
pale backgrounds

Fabrique

200 x 100mm (4" x 8")
Pretty hand drawn patterns,
recreated in soft-toned glazes

Manoir

130 x 130mm (5 1/8" x 5 1/8")
Geometric designs in reactive
glazes for truly unique tiles

Botanique



A mix of Montagne Tayberry with Cotton IM-0027720 and Tayberry IM-0019061 Field tiles

Suitable for use in wet areas

Use with
Marsh
 Plain tiles and mouldings
on page 58

NEW Jardin Marsh



Jardin Marsh 1
IM-0029510



Jardin Marsh 2
IM-0029511



Jardin Marsh 3
IM-0029512




Jardin Marsh 4
IM-0029513




A mix of all Jardin Marsh designs

Suitable for use in wet areas

NEW Montagne Tayberry



Montagne Tayberry 1
IM-0029514



Montagne Tayberry 2
IM-0029515



Montagne Tayberry 3
IM-0029516



Montagne Tayberry 4
IM-0029517



Plain tiles and mouldings
on page 60

Plain tile
Matches the background
glaze of all Botanique designs



Cotton coordinating plain
field tile IM-0027720

More or less?

Botanique tiles look best when randomly mixed, and with 4 levels of detail available in each design it's easy to vary the density of the pattern. Go full-on for a bold look or incorporate plain tiles for a lighter touch (examples below) the choice is yours! The examples shown below are also applicable to Botanique Montagne and Botanique Paradis designs.



Light:
Jardin Marsh Tiles 1 / 2 / 3 mixed
with plain Cotton tiles



Medium:
Jardin Marsh Tiles 1 / 2 / 3 / 4



Detailed:
Jardin Marsh Tiles 3 / 4



Paradis Mere with Mere Field tiles IM-0019171

Botanique

Use with
Mere



Plain tiles and mouldings
on page 48



NEW Paradis Mere



Paradis Mere 1
IM-0027679



Paradis Mere 2
IM-0027680



Paradis Mere 3
IM-0027681



Paradis Mere 4
IM-0027682

Plain tile
Matches the background
glaze of all Botanique designs



Cotton coordinating plain
field tile IM-0027720

All tiles: 130 x 130 x 10mm (5 1/8" x 5 1/8" x 3/8")

Suitable for use in wet areas

Fabrique

Mix and match with plain Papyrus tiles and mouldings on page 46



French Blue



Clara French Blue
IM-0004276



Coraline French Blue
IM-0017314



Picot French Blue
IM-0008683



Rosaline French Blue
IM-0004060

Dove Grey



Clara Dove Grey
IM-0008937



Coraline Dove Grey
IM-0007425



Picot Dove Grey
IM-0014437



Rosaline Dove Grey
IM-0010391

Soft Taupe



Clara Soft Taupe
IM-0023380



Coraline Soft Taupe
IM-0023037



Picot Soft Taupe
IM-0008383



Rosaline Soft Taupe
IM-0004218



Rosaline, Picot and Coraline, in Dove Grey

○ Suitable for use in wet areas

All tiles: 200 x 100mm (4" x 8")

Manoir

Azure on Mint




Mint plain tiles and mouldings are on page 48

All tiles: 130 x 130 x 10mm (5 1/8" x 5 1/8" x 3/8")



Deco Mint
IM-0004962




Provence Mint
IM-0006596



Nuage Mint
IM-0012254



Fleur Mint
IM-0019452



Maroc Mint
IM-0011900



Trellis Mint
IM-0014377


Plumtree on Tayberry



Tayberry plain tiles and mouldings are on page 60



Deco Tayberry
IM-0023666



Provence Tayberry
IM-0023670



Nuage Tayberry
IM-0023669




Fleur Tayberry
IM-0023667



Maroc Tayberry
IM-0023668



Trellis Tayberry
IM-0023671



Patchwork of Azure on Mint

Manoir

Midnight on Papyrus



Papyrus plain tiles and mouldings are on page 46


All tiles: 130 x 130 x 10mm (5 1/8" x 5 1/8" x 3/8")




Deco Papyrus
IM-0008508



Provence Papyrus
IM-0016929



Nuage Papyrus
IM-0005134



Fleur Papyrus
IM-0017855



Maroc Papyrus
IM-0005552



Trellis Papyrus
IM-0014953

Messel on Pumice



Pumice plain tiles and mouldings are on page 48



Deco Pumice
IM-0023329



Provence Pumice
IM-0005430



Nuage Pumice
IM-0001606



Fleur Pumice
IM-0005874



Maroc Pumice
IM-0005196



Trellis Pumice
IM-0016017



Patchwork of Midnight on Papyrus


Chateaux

Ormeaux ◉



Ormeaux on Papyrus
IM-0004288

Villette ◉




Villette on Papyrus
IM-0009620

Behen ◉



Behen on Papyrus
IM-0021965

Merles ◉



Merles on Papyrus
IM-0022653

Bourron ◉



Bourron on Papyrus
IM-0004769

All designs are on *Papyrus*



See page 46 to see
the options


All tiles: 130 x 130 x 10mm (5 1/8" x 5 1/8" x 3/8")



Patchwork of Ormeaux, Villette, Behen, Merles and Bourron on Papyrus

Chateaux

Ormeaux



Ormeaux on Truffle
IM-0023434

Villette



Villette on Truffle
IM-0006070

Behen



Behen on Truffle
IM-0011544

Merles



Merles on Truffle
IM-0001011

Bourron



Bourron on Truffle
IM-0020518


All designs are on *Truffle*



See page 50 to see the options



Patchwork of Ormeaux, Villette, Behen, Merles and Bourron on Truffle


 Suitable for use in wet areas with care. See page 132

 Cracked or may crackle/craze. See page 132

All tiles: 130 x 130 x 10mm (5 1/8" x 5 1/8" x 3/8")



Red on Mint




Ormeaux Red on Mint
IM-0016881

Blue on Mint




Ormeaux Blue on Mint
IM-0011540

on Lagoon





Ormeaux on Lagoon
IM-0022092

on Amun



Ormeaux on Amun
IM-0006766

on Palomino




Ormeaux on Palomino
IM-0001429

on Thebes



Ormeaux on Thebes
IM-0001107

on Bastille



Ormeaux on Bastille
IM-0000153

on Sloe




Ormeaux on Sloe
IM-0003327

on Glen



Ormeaux on Glen
IM-0005652

on Chestnut



Ormeaux on Chestnut
IM-0001020

on Blackberry



Ormeaux on Blackberry
IM-0013446

on Rioja



Ormeaux on Rioja
IM-0011057

Suitable for use in wet areas
 For dry areas only. See page 132

Suitable for use in wet areas with care. See page 132
 Cracked or may crackle/craze. See page 132

All tiles: 130 x 130 x 10mm (5 1/8" x 5 1/8" x 3/8")

Suitable for use in wet areas
 For dry areas only. See page 132


Suitable for use in wet areas with care. See page 132
 Cracked or may crackle/craze. See page 132

All tiles: 130 x 130 x 10mm (5 1/8" x 5 1/8" x 3/8")



Random mix of all Chateaux Ormeaux designs (see pages 74-79)

Designs on Cotton



Parsley IM-0008640



Dill IM-0019587



Oregano IM-0021274



Linen Border Grey IM-0002494



Saffron IM-0016712



Ginger IM-0012390




Chives IM-0000910



Linen Corner Grey IM-0020460



Fennel IM-0017724



Nutmeg IM-0005156



Cotton coordinating plain half tile IM-0029717

130 x 63 x 10mm (2½" x 5½" x ¾")

130 x 130 x 10mm (5½" x 5½" x ¾")

Designs on Cotton

All tiles: 130 x 130 x 10mm (5½" x 5½" x ¾")



Painted Beauty IM-0002603



Lavender Sprite and Emerald Siren IM-0003184



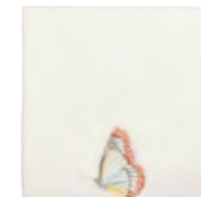
Indigo Swallowtail IM-0003407



Cotton coordinating plain field tile IM-0027720



Pandora White and Azure Angel IM-0004610



Amethyst Aurora IM-0013586



Spangled Saffron IM-0007415



you can add extra impact by accessorising with a coloured moulding - see pages 46-60

Suitable for use in wet areas



with Cotton coordinating plain half tiles



Suitable for use in wet areas



with Cotton coordinating plain field tiles

Botanical Fruit

Designs on Cotton 

All tiles: 130 x 130 x 10mm (5 1/8" x 5 1/8" x 3/8")



Apple
IM-0000008



Lemon
IM-0009867



Pear
IM-0010037



Linen Border Sepia
IM-0011647



Kiwi
IM-0007550



Orange
IM-0023026



Peach
IM-0003212



Linen Corner Sepia
IM-0000799



Cotton coordinating
plain field tile IM-0027720



Apple 6 Tile Panel
IM-0020176



Lemon 6 Tile Panel
IM-0013787



Apple 6 Tile Panel with Cotton coordinating plain field tiles

Designs on Cotton



Lighthouse
IM-0000558



Anchor
IM-0009217



Compass
IM-0010680



Linen Border Blue
IM-0009316



Linen Corner Blue
IM-0022562



Brigg
IM-0022276



Yawl
IM-0009508

Accessorise



Nautical designs look great
with Agapanthus
see page 56



Cotton coordinating
plain field tile IM-0027720

Designs on Cotton



Brood of Chickens
IM-0007039



Warren of Hares
IM-0006429



Drove of Cattle
IM-0013510



Linen Border Sepia
IM-0011647



Linen Corner Sepia
IM-0000799



Brace of Pheasant
IM-0014772



Flock of Sheep
IM-0003511



Litter of Pigs
IM-0022640



with Truffle or Chestnut.
See pages 50 and 52



Cotton coordinating
plain field tile IM-0027720

Suitable for use in wet areas

All tiles: 130 x 130 x 10mm (5 1/8" x 5 1/8" x 3/8")



with Cotton coordinating plain field tiles



Suitable for use in wet areas

All tiles: 130 x 130 x 10mm (5 1/8" x 5 1/8" x 3/8")



with Cotton coordinating plain field tiles

Artisan

— inspired by nature —

Artisan comprises soft colours with a timeless appeal. Evolved from the process of refining raw clay, pouring and pressing, moulding and shaping. Every piece is carefully crafted and skilfully finished. Artisan consists of 12 gloss glaze colours and six crackled glazes in field tile, half tile and brick as well as some decorative options.

Empire

150 x 15mm (5/8" x 6")

225mm Brick

225 x 75mm (3" x 9")

Chelsea

150 x 13mm (1/4" x 6")

Field Tile

150 x 150mm (6" x 6")

Half Tile

150 x 75mm (3" x 6")

Knightsbridge

32 x 32mm (1 1/4" x 1 1/4")

Knightsbridge and Hampstead 'drop-in' mouldings can be used as inserts in areas of plain tiling.

Hampstead

75 x 75mm (3" x 3")

Skirting

150 x 150mm (6" x 6")

Baroque

150 x 65mm (2 1/2" x 6")

Buckingham

150 x 75mm (3" x 6")

Clarence

225 x 55mm (2 3/16" x 6")
The same profile as Hampton, sized to match 225mm bricks

Beaulieu

150 x 23mm (7/8" x 6")

Bundled Reed

150 x 27mm (1 1/8" x 6")

Hampton

150 x 55mm (2 3/16" x 6")
The same profile as Clarence, sized to match Field and Half tiles


Kensington

150 x 40mm (1 5/8" x 6")


See page 98-99 for dimensions, colour options and product codes

Artisan

Helmingham Gloss (Crackle)




Gloss Field Tile IM-0000792
Crackle Field Tile IM-0010405*
150 x 150 x 10mm
6" x 6" x 3/8"




Crackle finish available*



For a full range of mouldings in this colour. See page 98



Gloss Half Tile IM-0001114
Crackle Half Tile IM-0000107*
150 x 75 x 10mm
3" x 6" x 3/8"



Gloss Brick Tile IM-0015521
Crackle Brick Tile IM-0012051*
225 x 75 x 10mm
3" x 9" x 3/8"

Melford Gloss shown opposite (Crackle)



Gloss Field Tile IM-0016906
Crackle Field Tile IM-0001458*
150 x 150 x 10mm
6" x 6" x 3/8"



Crackle finish available*



For a full range of mouldings in this colour. See page 98




Gloss Half Tile IM-0015002
Crackle Field Tile IM-0000250*
150 x 75 x 10mm
3" x 6" x 3/8"



Gloss Brick Tile IM-0000015
Crackle Brick Tile IM-0005633*
225 x 75 x 10mm
3" x 9" x 3/8"

Hadleigh Gloss



Field Tile IM-0007181
150 x 150 x 10mm
6" x 6" x 3/8"






For a full range of mouldings in this colour. See page 98




Half Tile IM-0005042
150 x 75 x 10mm
3" x 6" x 3/8"



Brick Tile IM-0020049
225 x 75 x 10mm
3" x 9" x 3/8"

-  Suitable for use in wet areas
-  Suitable for use in wet areas with care. See page 132
-  Crackled or may crackle/craze. See page 132

*The hue of Crackle finishes may differ from that of Gloss



Melford Gloss with Kensington IM-0020834, Baroque IM-0003981 and Chelsea IM-0005496 mouldings (see page 98)

Artisan

Waveney Gloss ● shown opposite



Field Tile IM-0023861
150 x 150 x 10mm
6" x 6" x 3/8"



For a full range of
mouldings in this colour.
See page 99



Half Tile IM-0023864
150 x 75 x 10mm
3" x 6" x 3/8"



Brick Tile IM-0023867
225 x 75 x 10mm
3" x 9" x 3/8"

Dunwich Gloss ● (Crackle ▲ ✱)



Gloss Field Tile IM-0015698
Crackle Field Tile IM-0003021*
150 x 150 x 10mm
6" x 6" x 3/8"



Crackle finish
available*



For a full range of
mouldings in this colour.
See page 99



Gloss Half Tile IM-0019320
Crackle Half Tile IM-0016834*
150 x 75 x 10mm
3" x 6" x 3/8"



Gloss Brick Tile IM-0015563
Crackle Brick Tile IM-0018798*
225 x 75 x 10mm
3" x 9" x 3/8"

Sudbury Gloss ● (Crackle ▲ ✱)



Gloss Field Tile IM-0010001
Crackle Field Tile IM-0006218*
150 x 150 x 10mm
6" x 6" x 3/8"



Crackle finish
available*



For a full range of
mouldings in this colour.
See page 99



Gloss Field Tile IM-0009770
Crackle Half Tile IM-0020597*
150 x 75 x 10mm
3" x 6" x 3/8"




Gloss Brick Tile IM-0023257
Crackle Brick Tile IM-0005750*
225 x 75 x 10mm
3" x 9" x 3/8"

● Suitable for use in wet areas

▲ Suitable for use in wet areas with care. See page 132

✱ Crackled or may crackle/craze. See page 132

*The hue of Crackle finishes may differ from that of Gloss




Waveney with Clarence IM-0023879 mouldings (see page 99)

Artisan

Orford Gloss ○ shown opposite



Field Tile IM-0019503
150 x 150 x 10mm
6" x 6" x 3/8"



For a full range of
mouldings in this colour.
See page 99



Half Tile IM-0005759
150 x 75 x 10mm
3" x 6" x 3/8"



Brick Tile IM-0004140
225 x 75 x 10mm
3" x 9" x 3/8"

Lavenham Gloss ○



Gloss Field Tile IM-0012369
150 x 150 x 10mm
6" x 6" x 3/8"



For a full range of
mouldings in this colour.
See page 98



Half Tile IM-0013916
150 x 75 x 10mm
3" x 6" x 3/8"




Brick Tile IM-0006225
225 x 75 x 10mm
3" x 9" x 3/8"

Ickworth Gloss ○



Field Tile IM-0004094
150 x 150 x 10mm
6" x 6" x 3/8"



For a full range of
mouldings in this colour.
See page 99



Half Tile IM-0022747
150 x 75 x 10mm
3" x 6" x 3/8"



Brick Tile IM-0021394
225 x 75 x 10mm
3" x 9" x 3/8"



Orford with Kensington IM-0016022, Buckingham IM-0020280 and Skirting IM-0011609 mouldings (see page 99)

○ Suitable for use in wet areas

△ Suitable for use in wet areas with care. See page 132

⊗ Cracked or may crackle/craze. See page 132

Artisan

Snake Gloss ◉



Field Tile IM-0013475
150 x 150 x 10mm
6" x 6" x 3/8"



Half Tile IM-0012717
150 x 75 x 10mm
3" x 6" x 3/8"



For a full range of
mouldings in this colour.
See page 99



Brick Tile IM-0008803
225 x 75 x 10mm
3" x 9" x 3/8"

Southwold Gloss ◉



Field Tile IM-0023860
150 x 150 x 10mm
6" x 6" x 3/8"



Half Tile IM-0023863
150 x 75 x 10mm
3" x 6" x 3/8"




For a full range of
mouldings in this colour.
See page 99



Brick Tile IM-0023866
225 x 75 x 10mm
3" x 9" x 3/8"

Clare Gloss ◉ shown opposite



Field Tile IM-0023859
150 x 150 x 10mm
6" x 6" x 3/8"




Half Tile IM-0023862
150 x 75 x 10mm
3" x 6" x 3/8"



For a full range of
mouldings in this colour.
See page 99



Brick Tile IM-0023865
225 x 75 x 10mm
3" x 9" x 3/8"



Clare with Bundled Reed IM-0023895 and Skirting IM-0023880 mouldings (see page 99)

Item	Face	Profile	Helmingham	Melford	Hadleigh	Lavenham		Ickworth	Orford	Sudbury	Snape	Dunwich	Waveney	Southwold	Clare
Knightsbridge 32 x 32mm / 1¼" x 1¼"			-	IM-0016312	IM-0007507	IM-0021376		IM-0011325	IM-0020559	IM-0021138	IM-0021971	IM-0017367	IM-0023885	IM-0023884	IM-0023883
Hampstead 75 x 75mm 3" x 3"			IM-0012923	IM-0004461	IM-0023555	IM-0019740		IM-0020463	IM-0015088	IM-0003935	IM-0012584	IM-0001423	IM-0023888	IM-0023887	IM-0023886
Chelsea 150 x 13mm / 1¼" x 6"			IM-0004097	IM-0005496	IM-0017560	IM-0018599		IM-0018647	IM-0011320	IM-0007185	IM-0009500	IM-0022349	IM-0023870	IM-0023869	IM-0023868
Empire 150 x 15mm / 5/8" x 6"			IM-0003152	IM-0006453	IM-0000919	IM-0022288		IM-0010283	IM-0002413	IM-0002062	IM-0016112	IM-0002099	IM-0023891	IM-0023890	IM-0023889
Beaulieu 150 x 23mm / 7/8" x 6"			IM-0020946	IM-0014318	IM-0021405	IM-0009704		IM-0020459	IM-0023582	IM-0001228	IM-0006685	IM-0012663	IM-0023894	IM-0023893	IM-0023892
Bundled Reed 150 x 27mm / 1 1/8" x 6"			IM-0022117	IM-0005996	IM-0015594	IM-0011607		IM-0002245	IM-0013953	IM-0009053	IM-0017377	IM-0002297	IM-0023897	IM-0023896	IM-0023895
Kensington 150 x 40mm 1 7/8" x 6"			IM-0012009	IM-0020834	IM-0003071	IM-0002834		IM-0014719	IM-0016022	IM-0002381	IM-0004712	IM-0006499	IM-0023873	IM-0023872	IM-0023871
Baroque 150 x 65mm 2 1/2" x 6"			IM-0008161	IM-0003981	IM-0005371	IM-0016486		IM-0014479	IM-0001396	IM-0021956	IM-0021675	IM-0013309	IM-0023900	IM-0023899	IM-0023898
Buckingham 150 x 75mm 3" x 6"			IM-0009087	IM-0010416	IM-0018827	IM-0005516		IM-0022574	IM-0020280	IM-0017217	IM-0007232	IM-0008600	IM-0023903	IM-0023902	IM-0023901
Hampton 150 x 55mm 2 3/8" x 6"			IM-0013849	IM-0010118	IM-0015804	IM-0001725		IM-0009400	IM-0014158	IM-0007186	IM-0021630	IM-0002308	IM-0023876	IM-0023875	IM-0023874
Skirting 150 x 150 x 15mm 6" x 6" x 5/8"			IM-0009415	IM-0023280	IM-0016778	IM-0011800		IM-0003524	IM-0011609	IM-0000947	IM-0015769	IM-0006228	IM-0023882	IM-0023881	IM-0023880
Clarence 225 x 55mm 2 3/8" x 9"			IM-0016014	IM-0009989	IM-0003289	IM-0007738		IM-0023347	IM-0006296	IM-0021712	IM-0000678	IM-0015404	IM-0023879	IM-0023878	IM-0023877
Highgrove* (Embossed Tile) 150 x 150 x 9mm 6" x 6" x 1 1/2"			IM-0026172	-	IM-0026173	-		-	-	IM-0026175	-	-	IM-0026174	-	-

* Highgrove embossed tiles are fractionally thinner than Artisan plain field tiles. When placing them together, we recommend using one of the co-ordinating mouldings (shown above) to provide an attractive transition between the two. See the Highgrove photography on pages 100

Artisan Highgrove Embossed

Helmingham Gloss ◉ shown opposite



Helmingham field tiles* are on page 92 and matching mouldings are on page 98



Embossed Tile IM-0026172
150 x 150 x 9mm
6" x 6" x 1/32"

Waveney Gloss ◉



Waveney field tiles* are on page 94 and matching mouldings are on page 99



Embossed Tile IM-0026174
150 x 150 x 9mm
6" x 6" x 1/32"

Hadleigh Gloss ◉ shown opposite



Hadleigh field tiles* are on page 90 and matching mouldings on page 98

Styled here (and shown opposite) with Ickworth.



Embossed Tile IM-0026173
150 x 150 x 9mm
6" x 6" x 1/32"

Sudbury Gloss ◉



Sudbury field tiles* are on page 92 and matching mouldings on page 99



Embossed Tile IM-0026175
150 x 150 x 9mm
6" x 6" x 1/32"



* Highgrove embossed tiles are fractionally thinner than Artisan plain field tiles. We recommend using a co-ordinating moulding (See pages 98-99) to provide an attractive transition between the two – if using them together.



Highgrove in Helmingham with Kensington IM-0013849 and Chelsea IM-0004097 mouldings (see page 99)

Artisan Patterned Tiles

Helmingham



Bicton on Helmingham
IM-0007496



Kew on Helmingham
IM-0001770



Rosemoor on Helmingham
IM-0000234




Wisley on Helmingham
IM-0022964

Helmingham Vintage



Bicton on Helmingham Vint.
IM-0017075



Kew on Helmingham Vint.
IM-0017848




Rosemoor on Helmingham Vint.
IM-0005387



Wisley on Helmingham Vint.
IM-0023493

Helmingham plain tiles and mouldings are on page 90

 Suitable for use in wet areas



Patchwork of Helmingham designs with Helmingham Half tiles

Artisan Patterned Tiles

Dunwich shown opposite



Dunwich plain tiles and mouldings are on page 92



Bicton on Dunwich
IM-0003865



Kew on Dunwich
IM-0021100



Rosemoor on Dunwich
IM-0012940



Wisley on Dunwich
IM-0013028

Snape



Snape plain tiles and mouldings are on page 96



Bicton on Snape
IM-0012906



Kew on Snape
IM-0014150



Rosemoor on Snape
IM-0010305




Wisley on Snape
IM-0020940

Sudbury



Sudbury plain tiles and mouldings are on page 92



Bicton on Sudbury
IM-0007274




Kew on Sudbury
IM-0021987




Rosemoor on Sudbury
IM-0000382



Wisley on Sudbury
IM-0006334



Patchwork of Dunwich designs with Dunwich Half tiles

 Suitable for use in wet areas

Artisan Patterned Tiles

Balance rich patterns with plain tiles and mouldings in matching Helmingham – see page 90

Topkapi ◉



Topkapi Blue
IM-0019634



Topkapi Red
IM-0011557



Topkapi Yellow
IM-0012814

Kutahya ◉



Kutahya
IM-0001819

Pasha ◉



Pasha
IM-0018673



Topkapi Red with Field tiles IM-0000792 (see page 90) and Chelsea IM-0004097 mouldings in Helmingham (see page 98)

◉ Suitable for use in wet areas

Classic

— rich glossy glazes —


The charm of all things hand moulded, hand painted or hand finished, is that no two pieces are likely to be identical. There's a wealth of choice, whether you are decorating a kitchen, bathroom, cloakroom, hallway, garden room or utility area.



Classic

NEW Half tiles now available in all Classic colours

Pure White



Half Tile IM-0005271
127 x 63 x 10mm
2½" x 5" x ¾"



Field Tile IM-0021466
127 x 127 x 10mm
5" x 5" x ¾"




Pencil Moulding IM-0018155
127 x 13mm
½" x 5"



Dado IM-0004782
258 x 38mm
1½" x 10⅞"

Delft



Half Tile IM-0011907
127 x 63 x 10mm
2½" x 5" x ¾"



Field Tile IM-0016012
127 x 127 x 10mm
5" x 5" x ¾"



Pencil Moulding IM-0016138
127 x 13mm
½" x 5"



Dado IM-0009889
258 x 38mm
1½" x 10⅞"

See decorated tiles on *Delft*
on pages 126



Off White



Half Tile IM-0010945
127 x 63 x 10mm
2½" x 5" x ¾"



Field Tile IM-0011099
127 x 127 x 10mm
5" x 5" x ¾"



Pencil Moulding IM-0012554
105 x 13mm
½" x 4"



Pencil Moulding IM-0000849
127 x 13mm
½" x 5"



4" Field Tile IM-0000643
105 x 105 x 10mm
4⅞" x 4⅞" x ¾"



Dado IM-0000170
214 x 38mm
1½" x 8⅞"



Dado IM-0012325
258 x 38mm
1½" x 10⅞"



Dado Rail Turn
IM-0007414



Dado Rail Corner
IM-0010925

Decorated tiles on Off White
are on pages 120 - 125 and 128 - 129

 Suitable for use in wet areas with care. See page 132

 Cracked or may crackle/craze. See page 132



Pure White Half tiles and Field tiles with Dado and Pencil mouldings

NEW Half tiles now available in all Classic colours

Oyster 



Half Tile IM-0013206
127 x 63 x 10mm
2½" x 5" x ⅜"



Field Tile IM-0016205
127 x 127 x 10mm
5" x 5" x ⅜"

Pearl 




Half Tile IM-0014673
127 x 63 x 10mm
2½" x 5" x ⅜"



Field Tile IM-0014232
127 x 127 x 10mm
5" x 5" x ⅜"

Pebble 




Half Tile IM-0014395
127 x 63 x 10mm
2½" x 5" x ⅜"



Field Tile IM-0020292
127 x 127 x 10mm
5" x 5" x ⅜"

Peridot 



Half Tile IM-0008974
127 x 63 x 10mm
2½" x 5" x ⅜"



Field Tile IM-0000617
127 x 127 x 10mm
5" x 5" x ⅜"

Flax 



Half Tile IM-0015236
127 x 63 x 10mm
2½" x 5" x ⅜"



Field Tile IM-0006920
127 x 127 x 10mm
5" x 5" x ⅜"

Canvas 



Half Tile IM-0004604
127 x 63 x 10mm
2½" x 5" x ⅜"



Field Tile IM-0014343
127 x 127 x 10mm
5" x 5" x ⅜"

Maize 



Half Tile IM-0001659
127 x 63 x 10mm
2½" x 5" x ⅜"



Field Tile IM-0018944
127 x 127 x 10mm
5" x 5" x ⅜"

Soft Yellow 




Half Tile IM-0013469
127 x 63 x 10mm
2½" x 5" x ⅜"



Field Tile IM-0003306
127 x 127 x 10mm
5" x 5" x ⅜"

Walnut 



Half Tile IM-0019556
127 x 63 x 10mm
2½" x 5" x ⅜"



Field Tile IM-0021099
127 x 127 x 10mm
5" x 5" x ⅜"

Putty 



Half Tile IM-0020498
127 x 63 x 10mm
2½" x 5" x ⅜"



Field Tile IM-0015593
127 x 127 x 10mm
5" x 5" x ⅜"

Honey 




Half Tile IM-0007166
127 x 63 x 10mm
2½" x 5" x ⅜"



Field Tile IM-0008725
127 x 127 x 10mm
5" x 5" x ⅜"


Amber  shown below




Half Tile IM-0004937
127 x 63 x 10mm
2½" x 5" x ⅜"



Field Tile IM-0007861
127 x 127 x 10mm
5" x 5" x ⅜"

 Suitable for use in wet areas with care. See page 132


 Cracked or may crackle/craze. See page 132

Half tiles now available in all Classic colours **NEW**

NEW Half tiles now available in all Classic colours

Half tiles now available in all Classic colours **NEW**

Tarragon 




Half Tile IM-0013013
127 x 63 x 10mm
2½" x 5" x ⅜"



Field Tile IM-0007266
127 x 127 x 10mm
5" x 5" x ⅜"

Olive 



Half Tile IM-0002808
127 x 63 x 10mm
2½" x 5" x ⅜"



Field Tile IM-0011355
127 x 127 x 10mm
5" x 5" x ⅜"

Celadon 



Half Tile IM-0016862
127 x 63 x 10mm
2½" x 5" x ⅜"



Field Tile IM-0004752
127 x 127 x 10mm
5" x 5" x ⅜"



Pencil Moulding IM-0022071
127 x 13mm
½" x 5"



Dado IM-0014473
258 x 38mm
1½" x 10⅞"

Fennel 




Half Tile IM-0015491
127 x 63 x 10mm
2½" x 5" x ⅜"



Field Tile IM-0005925
127 x 127 x 10mm
5" x 5" x ⅜"

Lime Green 




Half Tile IM-0008623
127 x 63 x 10mm
2½" x 5" x ⅜"



Field Tile IM-0005456
127 x 127 x 10mm
5" x 5" x ⅜"

Sage 



Half Tile IM-0019247
127 x 63 x 10mm
2½" x 5" x ⅜"



Field Tile IM-0008139
127 x 127 x 10mm
5" x 5" x ⅜"

Marine Blue 



Half Tile IM-0016776
127 x 63 x 10mm
2½" x 5" x ⅜"



Field Tile IM-0020474
127 x 127 x 10mm
5" x 5" x ⅜"

Thyme 




Half Tile IM-0022444
127 x 63 x 10mm
2½" x 5" x ⅜"




Field Tile IM-0022399
127 x 127 x 10mm
5" x 5" x ⅜"

Emerald Green 



Half Tile IM-0010996
127 x 63 x 10mm
2½" x 5" x ⅜"




Field Tile IM-0012320
127 x 127 x 10mm
5" x 5" x ⅜"

Deep Turquoise 




Half Tile IM-0004432
127 x 63 x 10mm
2½" x 5" x ⅜"



Field Tile IM-0015160
127 x 127 x 10mm
5" x 5" x ⅜"

Moonstone 



Half Tile IM-0013320
127 x 63 x 10mm
2½" x 5" x ⅜"



Field Tile IM-0012463
127 x 127 x 10mm
5" x 5" x ⅜"

NEW Half tiles now available in all Classic colours

Jade ✪✪



Half Tile IM-0005223
127 x 63 x 10mm
2½" x 5" x ¾"




Field Tile IM-0007228
127 x 127 x 10mm
5" x 5" x ¾"

Prussian Blue ✪✪



Half Tile IM-0010401
127 x 63 x 10mm
2½" x 5" x ¾"



Field Tile IM-0007511
127 x 127 x 10mm
5" x 5" x ¾"

Sapphire ▲✪




Half Tile IM-0010803
127 x 63 x 10mm
2½" x 5" x ¾"



Field Tile IM-0010691
127 x 127 x 10mm
5" x 5" x ¾"

Cobalt Blue ▲✪ shown below



Half Tile IM-0021175
127 x 63 x 10mm
2½" x 5" x ¾"



Field Tile IM-0015433
127 x 127 x 10mm
5" x 5" x ¾"

Periwinkle ▲✪



Half Tile IM-0013713
127 x 63 x 10mm
2½" x 5" x ¾"



Field Tile IM-0012744
127 x 127 x 10mm
5" x 5" x ¾"



Pencil Moulding IM-0006747
127 x 13mm
½" x 5"



Dado IM-0002402
258 x 38mm
1½" x 10½"

Sky Blue ▲✪



Half Tile IM-0018904
127 x 63 x 10mm
2½" x 5" x ¾"



Field Tile IM-0004728
127 x 127 x 10mm
5" x 5" x ¾"

▲ Suitable for use in wet areas with care. See page 132

✪ For dry areas only. See page 132

✪✪ Cracked or may crackle/craze. See page 132



Cobalt Blue

▲ Suitable for use in wet areas with care. See page 132

✪ For dry areas only. See page 132

✪✪ Cracked or may crackle/craze. See page 132

NEW Half tiles now available in all Classic colours



Black

Grey




Half Tile IM-0001556
127 x 63 x 10mm
2 1/2" x 5" x 3/8"



Field Tile IM-0019133
127 x 127 x 10mm
5" x 5" x 3/8"

Black shown above



Half Tile IM-0007890
127 x 63 x 10mm
2 1/2" x 5" x 3/8"



Field Tile IM-0017912
127 x 127 x 10mm
5" x 5" x 3/8"

Raspberry shown right



Half Tile IM-0018235
127 x 63 x 10mm
2 1/2" x 5" x 3/8"




Field Tile IM-0005226
127 x 127 x 10mm
5" x 5" x 3/8"



Raspberry

Half tiles now available in all Classic colours **NEW**

Vermillion



Half Tile IM-0006633
127 x 63 x 10mm
2 1/2" x 5" x 3/8"



Field Tile IM-0009718
127 x 127 x 10mm
5" x 5" x 3/8"

New Burgundy



Half Tile IM-0008073
127 x 63 x 10mm
2 1/2" x 5" x 3/8"



Field Tile IM-0006227
127 x 127 x 10mm
5" x 5" x 3/8"

Ruby



Half Tile IM-0015647
127 x 63 x 10mm
2 1/2" x 5" x 3/8"



Field Tile IM-0001516
127 x 127 x 10mm
5" x 5" x 3/8"



Pencil Moulding IM-0018636
127 x 13mm
1/2" x 5"



Dado IM-0014844
258 x 38mm
1 1/2" x 10 1/8"

Suitable for use in wet areas with care. See page 132

Cracked or may crackle/craze. See page 132

Suitable for use in wet areas with care. See page 132

Cracked or may crackle/craze. See page 132

Classic Decoratives

– a touch of character –

From fine illustrations, hand decorated delft, tube-lined flowers and moulded and raised fruits, bugs and flowers, Classic Decoratives are perfect for adding character and to any space.



Hand painted – Floral Collection

Use with plain Off White tiles – see page 110

NEW

All designs on Off White  



Sea Bindweed
IM-0027633



Buttercup
IM-0027629



Forget-Me-Not
IM-0027631



Daisy
IM-0027627




Meadow Cranesbill
IM-0027635



Dog Rose
IM-0027637

All tiles 127 x 127 x 10mm / 5" x 5" x 3/8"

 Suitable for use in wet areas



with Off White Field tiles

Hand painted – Summer Fruits

Use with plain Off White tiles – see page 110

NEW

All designs on Off White  



Lemon
IM-0029330



Cherry
IM-0029329



Apple
IM-0029331



Strawberry
IM-0029328




Pear
IM-0029318



Apricot
IM-0029327

All tiles 127 x 127 x 10mm / 5" x 5" x 3/8"



 Suitable for use in wet areas



with Off White Field tiles

Hand Crafted Panels

Use with plain Off White tiles – see page 110




with Off White Field tiles

All designs on Off White  


Chicken Coop



Chicken Coop Colour 40 Tile Panel IM-0007389



Maran IM-0022923
Off White 6 Tile Panel



Dutch Chicken IM-0007205
Off White 6 Tile Panel




Sulmtaler IM-0010690
Off White 6 Tile Panel

All individual tiles are 127 x 127 x 10mm / 5" x 5" x 3/8"
(not shown to scale with other tiles in this brochure)

Hand Crafted Panels

Use with plain Off White tiles – see page 110

All designs on Off White  

Family of Hares




Family of Hares 40 Tile Panel IM-0020409



Boxing Hares IM-0022046
6 Tile Panel



Wise Hare IM-0000450
6 Tile Panel



Hare in Hiding IM-0020314
2 Tile Panel

Flock of Geese



Flock of Geese 40 Tile Panel IM-0016975



Elders
IM-0009824
6 Tile Panel



Cuthbert & Gertrude
IM-0008552
6 Tile Panel



Goslings IM-0013159
2 Tile Panel

Hedgerow




Hedgerow 16 Tile Frieze IM-0021978




Hedgerow 22 Tile Panel IM-0002427

All individual tiles are 127 x 127 x 10mm / 5" x 5" x 3/8"
(not shown to scale with other tiles in this brochure)

Create your own composition by combining the Hedgerow 22 Tile Panel (IM-0002427) with animal panel sets of your choice shown on this spread. Blank spaces can be filled with plain Off White Field Tiles – see page 110.

 Suitable for use in wet areas with care. See page 132

 Cracked or may crackle/craze. See page 132



with Delft Field tiles

All tiles 127 x 127 x 10mm / 5" x 5" x 3/8"

Corner detail tile





Decorated corner tile
IM-0007728

Suitable for use with all English Delft designs or as a drop-in with plain Delft Field tiles

All tiles 127 x 127 x 10mm / 5" x 5" x 3/8"



with Sky Blue Half tiles (see page 116) and Delft Pencil mouldings (see page 110)

All designs on Delft  

River Scenes



Waterfront IM-0019722
Fisherman IM-0013821
Ship and Island IM-0020983



Ship and House IM-0012177
Pastoral Scene IM-0011373
Windmill IM-0021907

Figures in a landscape



Man with Hat IM-0021831
Couple with Basket IM-0006198
Lady with Mansion IM-0015428



Man with Stick IM-0008788
Man with Dog IM-0004206
Woman with Basket IM-0016755

Hand painted boats *All designs on Delft*



Trinite of London IM-0004019
Thomas Basset of Rye IM-0016044
Jim Howard of Fowey IM-0009074
Mary & Gail of St Ives IM-0019569
Grace & Ann of Liverpool IM-0005705
Black Barks of Bristol IM-0017006

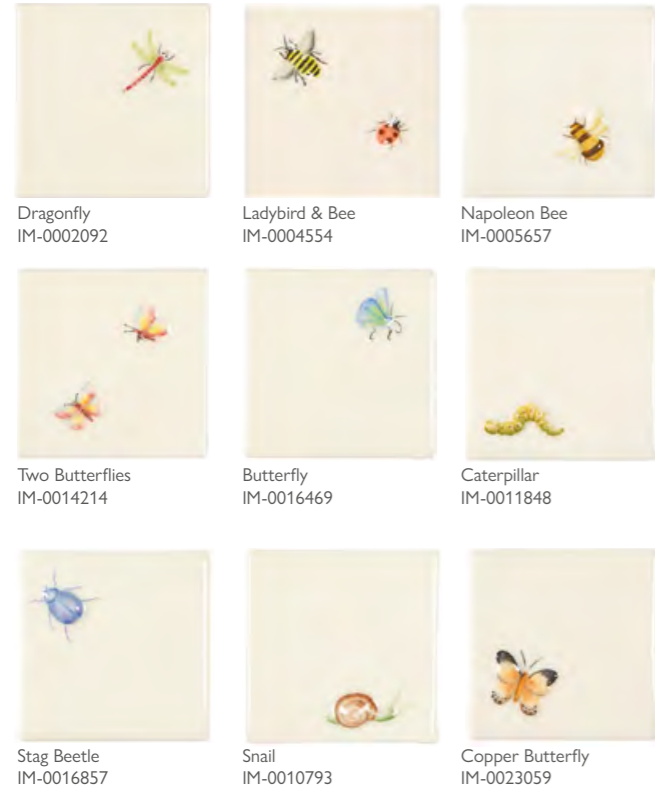
Into the Garden

Use with plain Off White tiles – see page 110

All designs on Off White  

Hand painted -Bugs

105 x 105 x 10mm / 4 1/8" x 4 1/8" x 3/8"



Dragonfly IM-0002092	Ladybird & Bee IM-0004554	Napoleon Bee IM-0005657
Two Butterflies IM-0014214	Butterfly IM-0016469	Caterpillar IM-0011848
Stag Beetle IM-0016857	Snail IM-0010793	Copper Butterfly IM-0023059



with Off White Field tiles

Bugs Borders

214 x 35 x 10mm / 1 1/8" x 8 3/8" x 3/8"




Ladybird & Bee Border IM-0003164	Plain Bug Border IM-0013328
-------------------------------------	--------------------------------



with Off White Field tiles and mouldings

Flights of fancy

105 x 105 x 10mm / 4 1/8" x 4 1/8" x 3/8"



Swooping IM-0020252	Diving IM-0010000	Soaring IM-0003902
Dandelion IM-0005340	Blown Dandelion IM-0006592	Dandelion Seeds IM-0000576

Hand painted – Designer Flowers

Use with plain Off White tiles – see page 110

All designs on Off White  




Arctotis IM-0003417 214 x 105 x 10mm 4 1/8" x 8 3/8" x 3/8"	Poppy IM-0019249 214 x 105 x 10mm 4 1/8" x 8 3/8" x 3/8"	Agapanthus IM-0016997 214 x 105 x 10mm 4 1/8" x 8 3/8" x 3/8"	Allium IM-0012343 214 x 105 x 10mm 4 1/8" x 8 3/8" x 3/8"
Jar IM-0020397 214 x 105 x 10mm 4 1/8" x 8 3/8" x 3/8"	Stem Vase IM-0004463 214 x 105 x 10mm 4 1/8" x 8 3/8" x 3/8"	Flower Pot IM-0016737 105 x 105 x 10mm 4 1/8" x 4 1/8" x 3/8"	Greek Vase IM-0006054 105 x 105 x 10mm 4 1/8" x 4 1/8" x 3/8"



with Bugs "Two Butterflies" (see opposite) and Off White Field tiles

 Suitable for use in wet areas with care. See page 132

 Cracked or may crackle/craze. See page 132

Wichtige Infomationen

Eignung. Winchester-Wandfliesen eignen sich nicht für Böden oder Außenbereiche. Sie sind nur für Innenwände geeignet. Wir empfehlen nicht, dass Winchester Fliesen als Arbeitsflächen installiert werden. Wenn sie auf Arbeitsflächen verlegt werden, zeigen sich schnell Anzeichen von Verschleiß und Oberflächenkratzer. Einige sind nicht für Nassräume geeignet, siehe unten.

Herstellung. Sofern zutreffend, werden alle Winchester Fliesen gemäß der Europäischen Norm EN14411 hergestellt.

Abmessungen. Bei allen Maßangaben in diesem Katalog handelt es sich um Nennwerte; die tatsächlichen Maße einzelner Fliesen können etwas abweichen. Bitte beachten Sie, dass das Bildmaterial in diesem Katalog nicht das reelle Größenverhältnis widerspiegelt. So kann die Größe der Fliesen auf einem Bild nicht zwangsläufig mit den Fliesen eines anderen Bildes verglichen werden.

Farbabweichungen und farbnuancen. Die Oberfläche der Kollektionen Winchester verläuft leicht wellenförmig, sodass natürliche Farbnuancen erzeugt werden. Diese charakteristischen Abweichungen des Farbtons in jeder Fliese, jedem Formstück oder jeder Bordüre schaffen einen wunderbaren Eindruck von Tiefe, der die natürliche Schönheit dieser Fliesen zusätzlich betont. Auch Ebenso können Dekorfliesen im Ton leicht von Grundfliesen der selben Farbe abweichen.

Es ist stets ratsam, Ihren Winchester Händler zu bitten, Ihnen Muster zu zeigen, bevor Sie Ihre Auswahl treffen.

Vor dem Verlegen der Fliesen müssen diese unbedingt unter guten Lichtverhältnissen lose ausgelegt werden, damit etwaige Farbunterschiede gleichmäßig verteilt werden können. Wir können keine Haftung für eventuelle Farbprobleme nach der Installation übernehmen.

Glasierte kanten. Es ist unwahrscheinlich, dass die oberen Kanten unserer Torus / Ogee Formteile vollständig glasiert sind. Die Farbe der Scherbe kann eventuell an dieser Stelle sichtbar sein. Dies stellt kein Reklamationsgrund dar.

Artisan hochglanz- und craquelé-giasur-farben. Beachten Sie bitte, dass geringfügige Farbunterschiede zwischen Gloss und Crackle (Hochglanz- und Craquelé-Glasur-Farben) mit dem gleichen Namen existieren.

Reinigung. Geflieste Flächen entweder mit klarem Wasser oder einem neutralen Reinigungsmittel (d. h. weder saures noch alkalisches Mittel) abwaschen. Mit einem trockenen Staubtuch abtrocknen und polieren. Wir empfehlen keine Dampfreiniger oder Dampfmopps zur Reinigung unserer Fliesen. Die Dampfreinigung kann vorhandene Versiegelungen entfernen/unwirksam machen aufgebracht wurden, wodurch die Fliesen ungeschützt blieben.

Fotografien. Aufgrund von Abweichungen in Studiobeleuchtung und Druckfarben, können die, in diesem Katalog dargestellten Fliesenfarben, leicht von den Farben der tatsächlichen Fliesen abweichen. Es ist stets ratsam, Ihren Winchester Händler zu bitten, Ihnen Muster zu zeigen, bevor Sie Ihre Auswahl treffen.

Haftungsbeschränkung. Original Style Limited übernimmt für die fehlerhafte Installation der Fliesen keine Haftung. Sollte es Reklamationen bezüglich der Fliesen selbst geben, dann beschränkt sich die gesetzliche Haftung von Winchester Tile lediglich auf den Artikelaustausch oder Kostenrückerstattung. Weitere Schäden werden nicht abgedeckt. Reklamationen müssen innerhalb von sieben Arbeitstagen nach Erhalt der Fliesen eingereicht werden. Fliesen müssen vor der Installation kontrolliert werden. Eine Reklamation nach der Installation ist nicht möglich.

Bitte beachten Sie, dass Sie durch die Installation Qualität, Farbe, Textur, Farbe und Größe der Fliesen akzeptieren.

Original Style Limited gewährleistet die beschreibungs- und zweckgemäße Fabrikationsausführung der Fliesen. Original Style Limited gibt keine weiteren ausdrücklichen oder impliziten Garantien hinsichtlich Eignung der Produkte für besondere Installationsarten. Wir geben weder ausdrücklich noch implizit eine Garantieverlängerung auf Abnutzungsverhalten oder Wartungsarbeiten.

Die Verwendung von säurebasierten Reinigungsprodukten kann bei einigen Fliesen Reaktionen und Veränderungen im Erscheinungsbild hervorrufen.

Belangrijke Informatie

Geschiktheid. Winchester wandtegels zijn niet geschikt voor vloeren en buitengebruik. Ze zijn alleen bedoeld voor binnenmuren. We raden niet aan dat de Winchester tegels worden gebruikt voor het aanrechtblad. Als ze worden gebruikt voor aanrechtbladen, dan zullen tekenen van slijtage en krassen zichtbaar zijn. Enkele zijn niet geschikt voor natte oppervlakken: zie hieronder.

Productie. Voor zover van toepassing, zijn alle Winchester tegels geproduceerd in overeenstemming met Europese Richtlijn EN14411.

Afmetingen. Alle in de brochure vermelde afmetingen zijn nominaal. De werkelijke afmetingen van afzonderlijke tegels kunnen afwijken van deze cijfers. De verhouding van sommige referentieafbeeldingen van tegels in de brochure verschilt van die van de afbeeldingen in andere secties.

Kleurvariatie en nuancering. Winchester tegels hebben oppervlakken die enigzins kunnen 'golven', zodat een natuurlijke nuancering kan optreden. Deze opmerlijke en subtiele variaties zorgen er voor dat de tegels nooit precies gelijk zijn. Hierdoor krijgen betegelde oppervlakken een gevoel van diepte, wat bijdraagt aan een charmant eindresultaat. Er kan ook sprake zijn van subtiele kleurschakeringen tussen de achtergrondkleur van de siertegels en coördinerende/ bijpassende effen tegels.

Voordat u uw keuze maakt, is het altijd raadzaam om uw Winchesterleverancier te vragen om monsters.

Leg de tegels neer op een goed verlichte plek voordat u ze zet, zodat verschillende kleurnuances goed worden verdeeld. We zijn niet aansprakelijk voor problemen met de kleurnuancering na het zetten.

Glanzende en gecraqueleerde kleuren van Artisan. Er kan sprake zijn van kleine kleurverschillen tussen glanzende en gecraqueleerde kleuren met dezelfde naam.

Glazuur. Het is onwaarschijnlijk dat de Arcadian/Metropolitan Torus/Ogee mouldings op de bovenste rand geglazuurd zijn. Dit betekent dat het aardewerk van de tegel zichtbaar is bovenop en we kunnen helaas niet garanderen dat dit niet het geval is.

Reinigen. Was betegelde oppervlakken met schoon water of een neutraal schoonmaakmiddel (geen bijtend middel, of op alkaliebasis). Droog af en poets op met een droge stoffdoek.We raden geen stoomreinigers of stoomdweilen aan om onze tegels schoon te maken. Stoomreiniging kan elke sealer die dat heeft, verwijderen/ ineffectief maken aangebracht, waardoor de tegels onbeschermd blijven.

Fotografie. Als gevolg van variaties in studiobelichting en printinkten kunnen de in deze brochure afgebeelde kleuren enigszins afwijken van die van de daadwerkelijke tegels. Voordat u uw keuze maakt, is het altijd raadzaam om uw Winchester leverancier te vragen om monsters.

Aansprakelijkheidsbeperking. Original Style Limited is niet aansprakelijk voor de verkeerde installatie van zijn tegels. In geval van claims met betrekking tot de tegels zelf is de aansprakelijkheid van Original Style, voor zover dit wettelijk is toegestaan, beperkt tot het vervangen van het product of het vergoeden van de kosten van het product en is gevolgschade niet inbegrepen. Claims moeten binnen zeven werkdagen na ontvangst van de tegels worden ingediend. De tegels moeten worden geïnspecteerd voordat deze worden gezet. Claims worden niet behandeld nadat de tegels zijn gezet.

Tot de zetting behoort het aanvaarden van de kwaliteit, kleur, structuur, schakering en afmetingen van de tegels.

Original Style Limited garandeert dat de tegels overeenkomen met hun omschrijving en geschikt zijn voor het beoogde gebruik. Original Style Limited maakt geen andere uitdrukkelijke of impliciete garanties met betrekking tot de geschiktheid van de producten voor bepaalde installaties. We geven geen garanties, uitdrukkelijk of impliciet, ten aanzien van slijtagebestendigheid of onderhoudsmaatregelen.

We wijzen u erop dat het gebruik van bepaalde bijtende reinigingsmiddelen kan leiden tot een reactie van de tegels, waarvan het uiterlijk kan veranderen.

Важная информация

Соответствие требованиям. Настенная плитка Winchester не предназначена для напольного покрытия или использования на открытом воздухе. Плитка предназначена только для внутренних стен. Мы не рекомендуем укладывать плитку Winchester на рабочую поверхность, поскольку возможно образование потертостей и царапин, некоторые виды плитки не предназначены для влажных помещений (см. далее).

По возможности, все плитки Winchester производятся в соответствии с Европейским стандартом EN14411.

Размеры. В данной брошюре указаны стандартные размеры; фактические размеры отдельной плитки могут отличаться от указанных в брошюре. Приведенные в качестве справочных в брошюре иллюстрации могут не соответствовать фотографиям плитки в других разделах.

Разные цвета и оттенки
Поверхность плитки Winchester слегка волнистая, что позволяет естественное затенение. Подобная заметная, при этом незначительная разница оттенков между плитками, лепниной и бордюрами означает, что все плитки по-своему индивидуальны, благодаря чему создается красивый глубокий эффект, что придает очарования покрытым такой плиткой помещениям. Кроме того, фон декоративной плитки и подходящей облицовочной плитки также может отличаться.

Перед тем, как выбрать плитку, рекомендуется обратиться к поставщику Winchester за образцами.

Перед укладкой плитки исключительно важно разложить ее на хорошо освещенной поверхности, чтобы убедиться, что все разные оттенки распределены равномерно. После укладки плитки компания не несет ответственности за любые проблемы, возникающие в связи с различными оттенками.

Artisan глянцевые цвета и плитка с кракелюрами. Внимание: цвета глянцевой плитки и плитки с кракелюрами с одним и тем же наименованием могут незначительно отличаться. Внимание: приведенные в качестве справочных иллюстрации могут не соответствовать фотографиям плитки в других разделах.

Глазурь Arcadian/Metropolitan. Обратите внимание: Маловероятно, что поверхность вдоль верхнего края бордюров Torus/Ogee будет покрыта глазурью, в связи с этим мы не даем гарантии что цвет неглазированной основы плитки не будет виден вдоль верхнего края бордюров.

Чистка. Промыть поверхности либо чистой водой либо нейтральным моющим средством (то есть не кислотным и не щелочным). Вытереть насухо и отполировать сухой щеткой. Мы не рекомендуем использовать пароочистители или паровые швабры для очистки плитки. Очистка паром может удалить/сделать неэффективным любой герметик, который была нанесена, оставив плитки незащищенными.

Фотографии. С учетом освещения в студии и типографической краски, цвет плитки на фотографиях, представленных в данной брошюре, может незначительно отличаться от фактического цвета плитки. Перед тем, как выбрать плитку, рекомендуется обратиться к поставщику Winchester за образцами.

Ограничение ответственности
Компания Original Style Limited не несет ответственности за дефекты при установке ее продукции. При возникновении претензий относительно качества плитки, ответственность компании Original Style в установленных законом случаях ограничена либо заменой товара, либо возмещением его стоимости, и не распространяется на возмещение косвенных убытков. О претензиях необходимо сообщать в течение 7 рабочих дней после получения плитки. Плитку следует проверить до ее установки. После установки плитки претензии не принимаются. Просьба обратить внимание, что установка плитки означает отсутствие претензий к ее качеству, цвету, размерам, текстуре и оттенкам.

Компания Original Style Limited гарантирует, что плитка соответствует ее описанию и пригодна для использования в надлежащих целях. Компания Original Style не предоставляет ни прямых, ни косвенных гарантий соответствия или пригодности товара для конкретных видов установки. Мы не обеспечиваем ни прямые, ни косвенные гарантии износоустойчивости. Просьба обратить внимание, что использование определенных моющих средств на кислотной основе может привести к химической реакции и изменению свойств плитки.





Living
Stunning patterned wall tiles and decorative tile panel sets



Odyssey
Floor and wall tiles inspired by journeys of discovery



Victorian Floor Tiles
Geometric tiles for classic or contemporary floors



Artworks
Timeless wall tiles and mouldings in heritage colours

General Enquiries

Tel: +44 (0)1392 473004

UK Sales

Tel: +44 (0)1392 473005

USA Sales

Tel: 508 507 6228

Email: usasales@originalstyle.com

Export Sales

Tel: +44 (0)1392 473001

Email: info@originalstyle.com

Website: www.originalstyle.com



ORIGINALSTYLE

Tiles to Inspire

The 'Winchester Tile' and 'Original Style' logos are registered trade marks of Original Style Ltd. Original Style Limited is registered in England number 3018117. Registered Office: Falcon Road, Sowton Industrial Estate, Exeter, Devon EX2 7LF, England